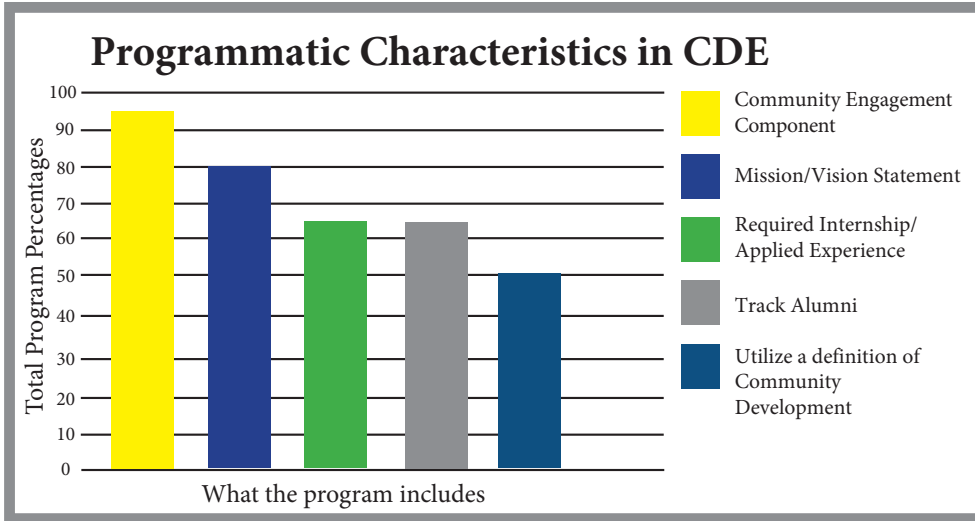


National Study of Community Development (CD) Higher Education

US Programmatic Summary

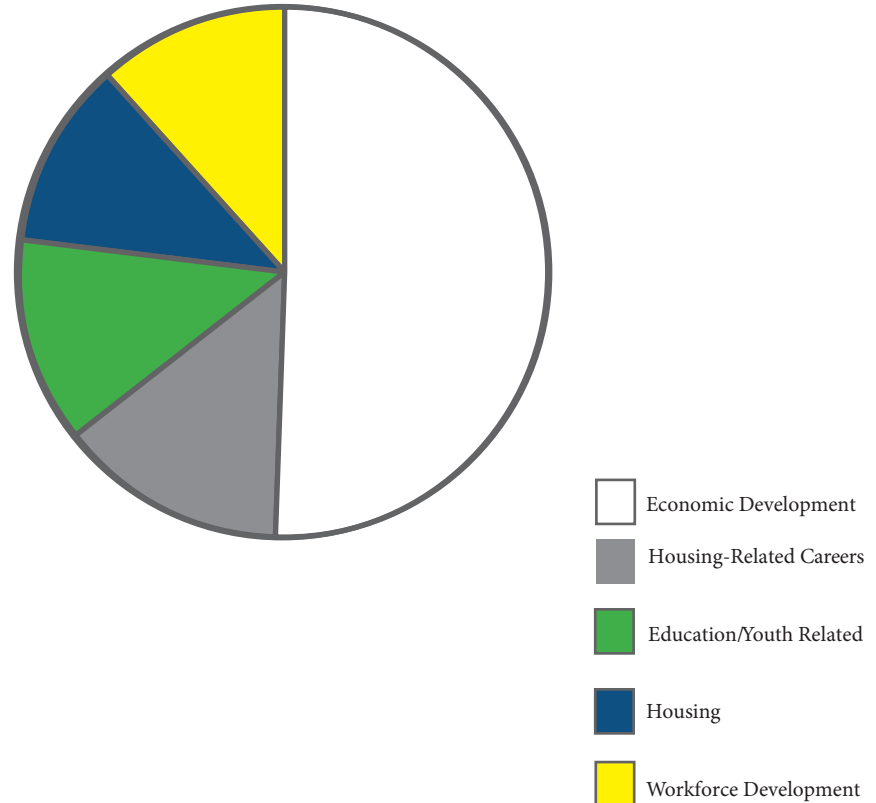
The Facts:

- Most CD Education programs (80%) have a mission and/or vision statement.
- Ninety-five percent (95%) of programs incorporate a community engagement component into their program.
- A majority (65%) of programs require an internship/other applied learning experience with a community group, organization, or public agency as part of their curriculum.
- 65% track their alumni.
- Half (50%) of participating programs utilize a definition of *community development*.



Most Common Careers chosen by CD Education Students

The most common career pursued by students after graduation is economic development, comprising 12% for undergraduate, 12% for graduate, and 16% for certificate students. Specifically for undergraduate students, this is matched by the number of students who pursue graduate or professional school (12%); which is followed closely by undergraduate students who pursue housing-related careers (11%). Graduate students also pursue careers related to education and youth (10%), housing (9%), and workforce development (9%). Certificate students have pursued housing-related careers (11%), followed by architecture and planning (10%), education and youth (10%), and graduate or professional school (10%) (see pie chart at the right).

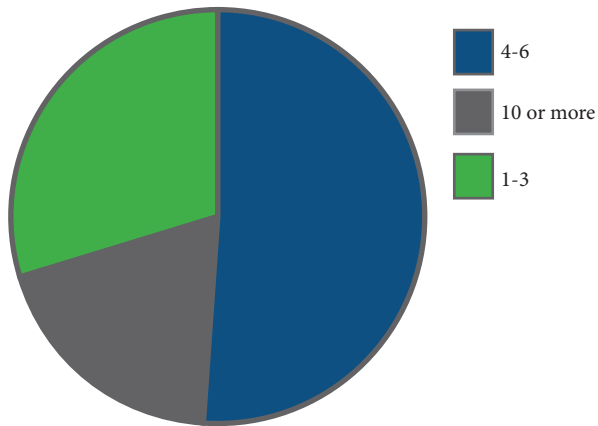


*Pie chart includes undergraduate, graduate and certificate students.

National Study of CD Higher Education

US Programmatic Summary

Program Faculty/Resources

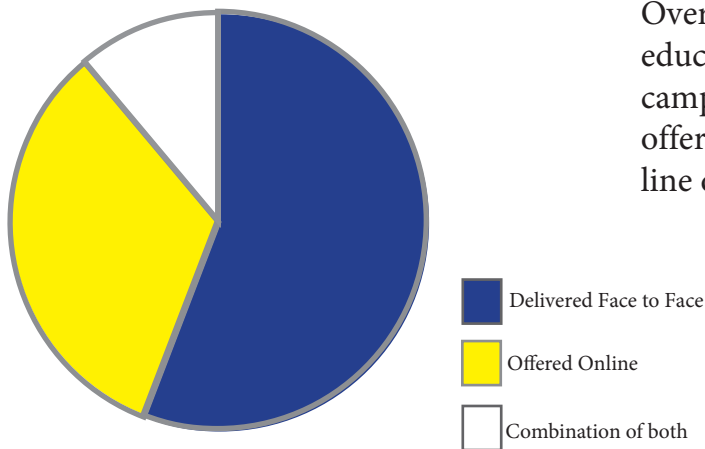


The largest share of programs (45%) have 4-6 faculty teaching community development courses. Only 17% of programs have 10 or more faculty that teach courses associated with community development, and 26% of programs have 1-3 faculty dedicated to teaching CD courses (see pie chart to the left).

Additional Note:

In less than half of the programs, a majority of teaching faculty are employed full time.

Course Delivery



Over half (56%) of community development education courses are delivered face to face on-campus, 33% offered on-line and 11% are offered in a combination of on-campus and on-line delivery methods.

Practitioners as CD Faculty in Higher Education

Data shows a lack of "pracademics" or academic practitioners within the academy who were currently practicing CD. However, many programs had faculty/instructors who were previously employed as CD practitioners.

- A majority of programs (65%) reported $\leq 25\%$ of their faculty/lecturers as being current community development practitioners.
- 42% of programs reported having $\leq 25\%$ of their faculty/lecturers who have previously worked as CD practitioners.

However, 28% percent of programs reported 26% - 50% of their faculty/instructors as having previously been employed as CD practitioners.

*The percentages listed above are drawn from two different questions.

